



WISCONSIN DEPARTMENT  
*of* HEALTH SERVICES

# Wisconsin Department of Health Services: Heat and Health Projects

HAQAST Wisconsin Meeting  
May 13, 2026

Megan Christenson, MS, MPH  
Tracking Program Epidemiologist

Kate Beardmore, MPH  
Climate and Health Program Manager

# Overview

- Summer Health Hazards Dashboard
- Wisconsin Heat Health Network
- Heat Response Plan Guide



# Summer Health Hazards Dashboard

# Background

- Electronic Surveillance System for the Early Notification of Community-Based Epidemics (ESSENCE) data
- 95% of non-federal emergency departments in Wisconsin
- Near-real time
- Chief complaint, discharge diagnoses, triage notes
- Suspected (not confirmed) health events and trends

# Data Topics

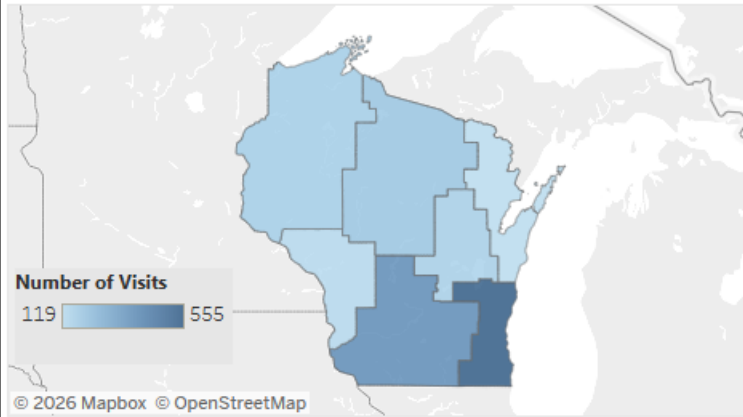
- Heat-related illness
- Severe asthma
- Recreational boating injuries
- ATV-related injuries
- Drownings

# Heat-related Illness Query

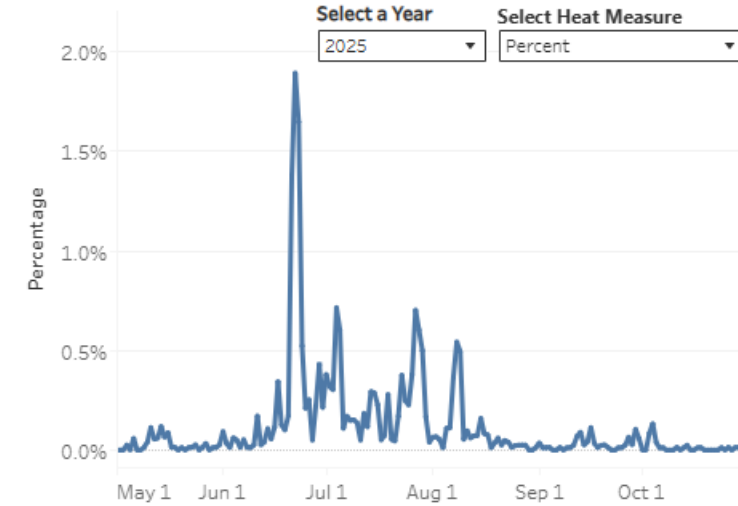
- “Heat Related Illness v2” query
- Codes and keywords from chief complaint, admit reason, and discharge diagnosis fields
  - T67, X30.X, or X30X
  - Example keywords: heat, hypertherm, sun stroke
- Exclusions:
  - W92 (heat of man-made origin)
  - Example keywords: hot tea, heat attack

### Heat-Related Illness in 2025

Hover over the map to see the number and percentage of all ED visits in summer 2025 with heat-related illness by regional healthcare emergency readiness coalition (HERC).

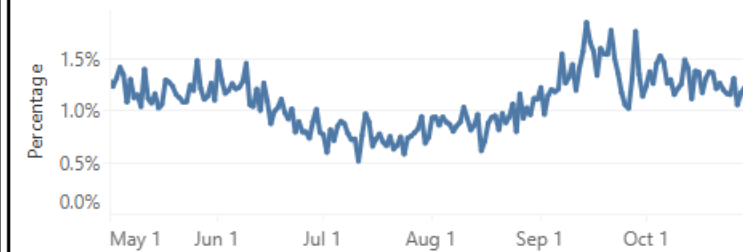


### Heat-Related Illness Percent of Visits in 2025



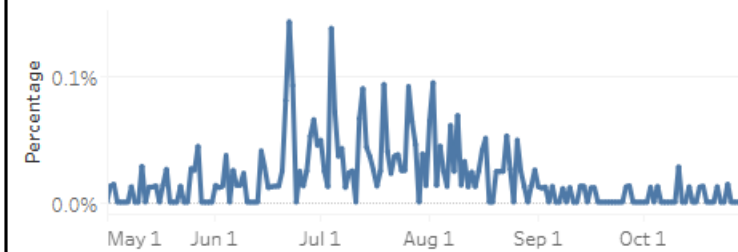
### Severe Asthma in 2025

The graph shows the percentage of all ED visits that day with severe asthma.



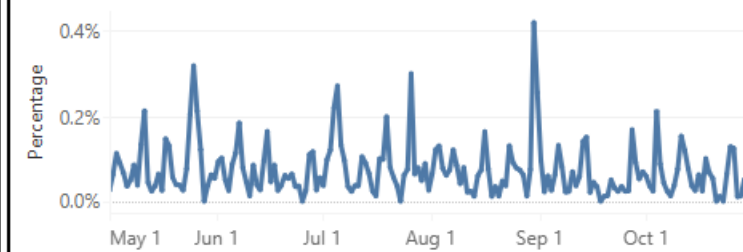
### Boating Injury in 2025

The graph shows the percentage of all ED visits that day with boating injury.



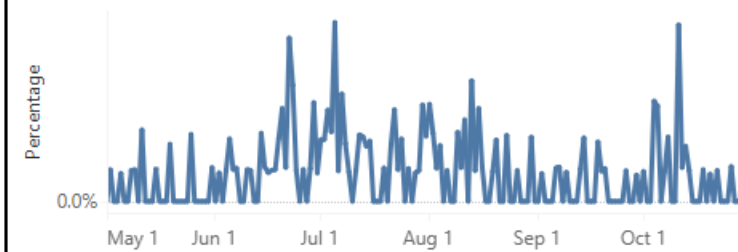
### ATV-related Injury in 2025

The graph shows the percentage of all ED visits that day with all-terrain vehicle (ATV)-related injuries.



### Drowning in 2025

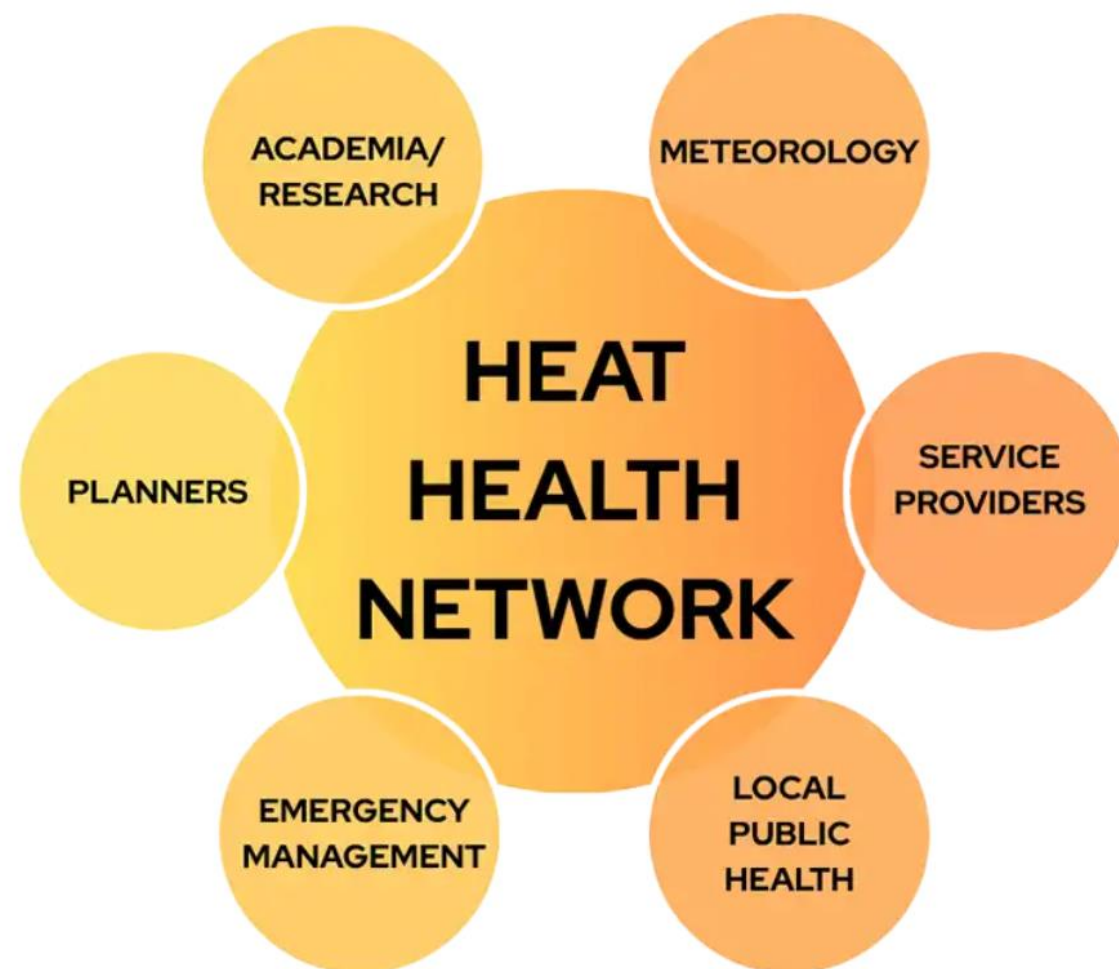
The graph shows the percentage of all ED visits that day with drowning.



# Wisconsin Heat Health Network (HHN)

# Wisconsin Heat Health Network

Partnership between DHS, the Wisconsin Initiative on Climate Change Impacts (WICCI), and UW-Madison



# HHN Goals

- Create a forum for discussing extreme heat across partners in Wisconsin
- Facilitate conversation to connect needs to resources
- Promote a “whole community” coordinated approach for extreme heat events
- Share tools and resources for heat events
- Share tools and resources for heat mitigation, resiliency and sustainability

# Presentations

## 2025

- National Weather Service and State Climatology Office data
- WI DPH Occupational Health data and resources

## 2026

- Milwaukee's Heat Plan
- Preview and feedback on a heat response plan toolkit
- Drought and heat
- Heat's impact on kids
- Drivers of heat vulnerability and who is working towards resilience

# Heat Response Plan Guide

# Wisconsin Heat Response Guide and Template

- HHN identified resource
- A template for WI communities
- Using examples from Vermont, Milwaukee, and North Carolina
- Using the HHN to gather feedback on and improve



## Wisconsin Heat Response Guidelines and Template

A resource for WI communities.

# Plan Components

Step 1: Pre-Planning

Step 2: Action Planning

Step 3: Plan Creation,  
Review, and Approval

Step 4: Implementation  
and Completion

Step 5: Evaluation



WISCONSIN DEPARTMENT  
*of* HEALTH SERVICES

# Thank You! Questions?

Megan Christenson  
Tracking Program Epidemiologist  
[megan.christenson@wisconsin.gov](mailto:megan.christenson@wisconsin.gov)

Kate Beardmore, MPH  
Climate and Health Program Manager  
[katherine.beardmore@wisconsin.gov](mailto:katherine.beardmore@wisconsin.gov)